

NON-RETURN VALVE RT 25

DESCRIPTION

The RT25 all stainless steel disc check valve has a compact design and was specially designed for use with steam and hot condensate.

Connections are female screwed

MAIN FEATURES

Low pressure drop.
Simple and compact design.



OPTIONS: Soft sealing :
EPDM (E), NBR (N), VITON (V), PTFE (T).

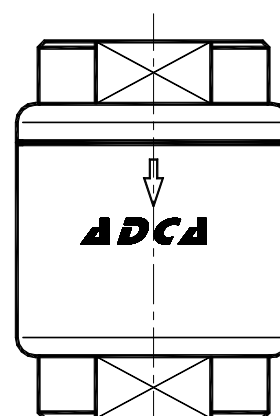
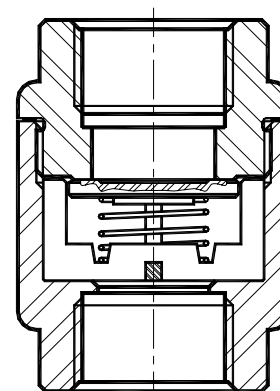
USE : Inconel springs
Saturated steam, water and other gases (Group 2) compatible with the construction.

AVAILABLE MODELS : RT 25
SIZES : DN 3/8" to DN 2"
CONNECTIONS : Female screwed ISO 7/1 Rp (BS21)

INSTALLATION : Horizontal or vertical installation
See IMI, installation and maintenance instructions.

RATING : PN 25

PMA – Max. allowable pressure 32 bar
TMA – Max. allowable temperature 250 °C
PMO – Max. operating pressure 21 bar
TMO –Max. Operating temperature 220 °C



Recommended limit of operation with soft seats (°C)

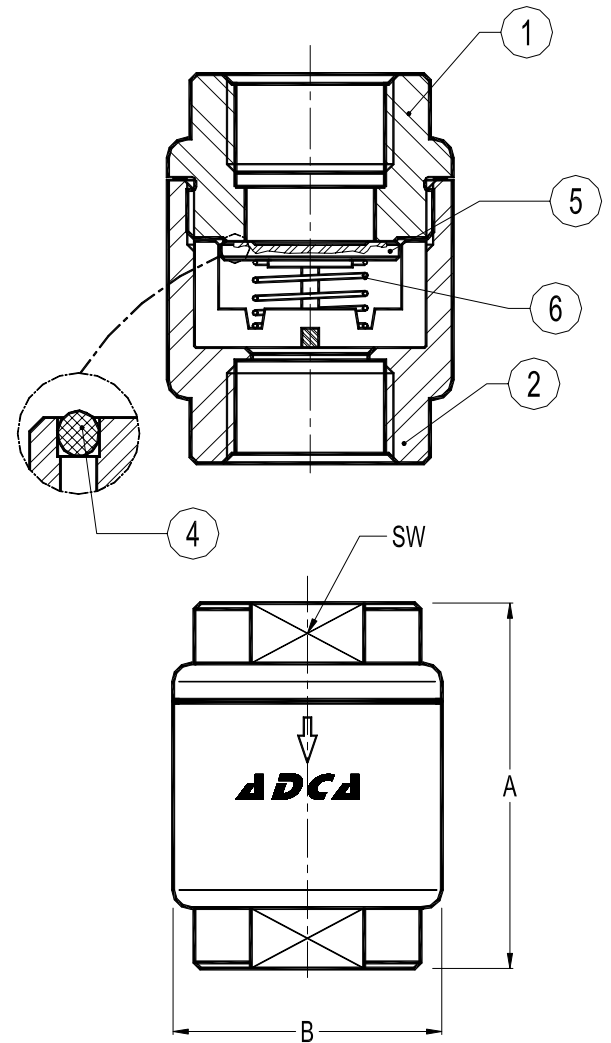
EPDM (E)	NBR (N)	VITON (V)	PTFE (T)
130°	95°	180°	180°

CE MARKING	
PN 25	Category
DN3/8" to DN 11/2"	SEP - art. 3, paragraph3
DN 2"	Category1 (CE marked)

DIMENSIONS (mm)							
DN	3/8"	1/2"	3/4"	1"	1 1/4"	1 1/2"	2"
A	55	55	60	70	61	72	72
B	40	40	45	50	65	80	80
SW	27	27	32	41	50	55	70
Kgs	0,3	0,3	0,38	0,54	0,68	0,96	1,13

MATERIALS		
POS.	DESIGNATION	MATERIAL
1	Valve body	AISI316 / 1.4401
2	Cover	AISI316 / 1.4401
4	*Soft seal	See options
5	*Valve disc	AISI316 / 1.4401
6	*Spring	AISI302 / 1.4300

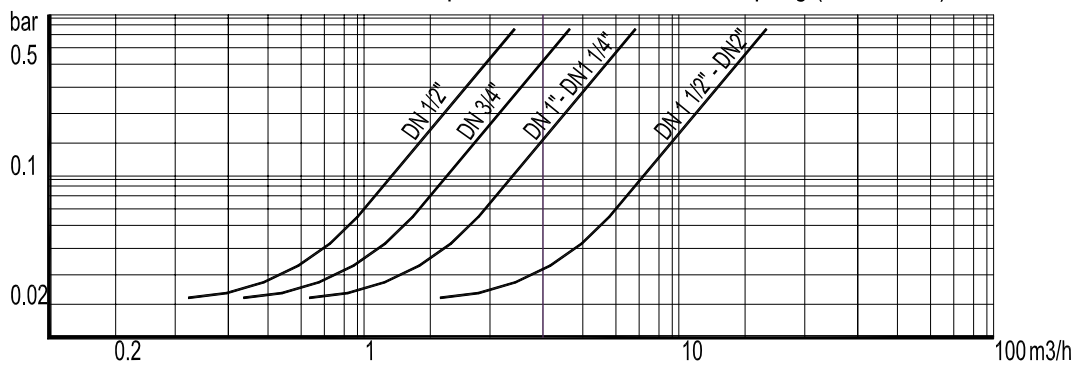
*Available spare parts



Minimum opening pressures with standard spring in mbar								
DN		3/8"	1/2"	3/4"	1"	1 1/4"	1 1/2"	2"
D.P.	▲	25	25	25	25	25	28	29
D.P.	→	23	23	23	23	24	25	25
D.P.	▼	21	21	21	21	21	21	21
*D.P.	▲	2	2	2	2	3	4	4

* Vertical installation without springs (bottom to top). → low direct

Pressure drop, horizontal flow, standard spring (water - 20°)



To determine the pressure drop of other mediums the equivalent water flow volume has to be calculated: $V_w = \sqrt{\frac{Q}{1000}} \times V$

V_w = Equivalent water flow volume in m3/h ; Q = Density in Kg/m3 ; V = Flow volume in m3/h