

## INSTALLATION AND MAINTENANCE INSTRUCTIONS FLOAT & THERMOSTATIC STEAM TRAPS


### INSTALLATION

1. Before to install remove plastic covers placed on flanges or connection ends. The equipment has an arrow or Inlet/Outlet designations. Be sure that it will be installed on the appropriate direction.
2. Install the steam trap in the point of the system, where the condensate tends to collect.  
***It must be installed with the float lever in horizontal plane, so that it rises and falls vertically.***


For further maintenance information refer to IMI 1.332 E and IMI 1.335 E.



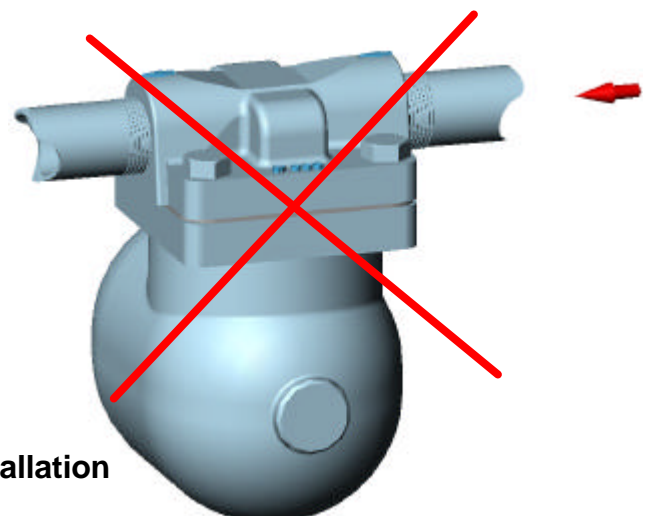
Correct Installation



Wrong Installation



Correct Installation



Wrong Installation

**LOSS OF GUARANTEE:** Total or partial disregard of above instructions involves loss of any right to guarantee.